

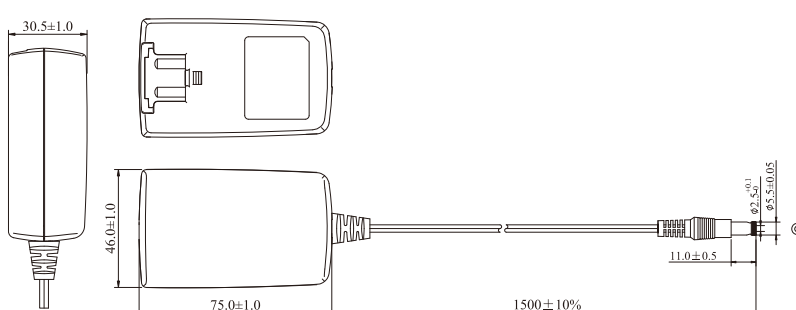

**Product Features**

- Medical & ITE safety approvals
- 2 MOOP input to output isolation
- Low leakage current  $\leq 100\mu\text{A}$
- Efficiency level V
- $\leq 0.3\text{W}$  standby power
- 3V to 24V outputs, up to 15W
- Up to 2,000m operating altitude
- Interchangeable AC plugs


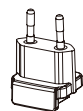




**Models & Ratings**

Model Number	Voltage <sup>(*)</sup> (V)	Current (A)	Rated Power	Ripple & Noise (max) <sup>(*)</sup>	Voltage Tolerance	Line & Load Regulation	Efficiency (Average)	Start Up Delay
UE15WCP1-030YYYYSPA	3.0	0.01-2.00	6.0W	100mVpk-pk	$\pm 10\%$		75.9%	$\leq 3\text{s}$
UE15WCP1-033YYYYSPA	3.3	0.01-2.00	6.6W	100mVpk-pk	$\pm 5\%$		75.9%	$\leq 3\text{s}$
UE15WCP1-036YYYYSPA	3.6	0.01-2.00	7.2W	100mVpk-pk	$\pm 5\%$		75.9%	$\leq 3\text{s}$
UE15WCP1-040YYYYSPA	4.0	0.01-2.00	8.0W	100mVpk-pk	$\pm 5\%$		75.9%	$\leq 3\text{s}$
UE15WCP1-042YYYYSPA	4.2	0.01-2.00	8.4W	100mVpk-pk	$\pm 5\%$		75.9%	$\leq 3\text{s}$
UE15WCP1-045YYYYSPA	4.5	0.01-2.00	9.0W	200mVpk-pk	$\pm 5\%$		75.9%	$\leq 3\text{s}$
UE15WCP1-050YYYYSPA	5.0	0.01-2.00	10.0W	200mVpk-pk	$\pm 5\%$		75.9%	$\leq 3\text{s}$
UE15WCP1-052YYYYSPA	5.2	0.01-2.00	10.40W	200mVpk-pk	$\pm 5\%$		75.9%	$\leq 3\text{s}$
UE15WCP1-055YYYYSPA	5.5	0.01-2.00	11.00W	200mVpk-pk	$\pm 5\%$		75.9%	$\leq 3\text{s}$
UE15WCP1-059YYYYSPA	5.99	0.01-2.00	11.98W	200mVpk-pk	$\pm 5\%$		75.9%	$\leq 3\text{s}$
UE15WCP1-060YYYYSPA	6.0	0.01-2.00	12.00W	200mVpk-pk	$\pm 5\%$			$\leq 3\text{s}$
UE15WCP1-065YYYYSPA	6.5	0.01-2.00	13.00W	200mVpk-pk	$\pm 5\%$			$\leq 3\text{s}$
UE15WCP1-070YYYYSPA	7.0	0.01-1.70	11.90W	200mVpk-pk	$\pm 5\%$		81.00%	$\leq 3\text{s}$
UE15WCP1-075YYYYSPA	7.5	0.01-1.50	11.25W	200mVpk-pk	$\pm 5\%$		81.00%	$\leq 3\text{s}$
UE15WCP1-080YYYYSPA	8.0	0.01-1.50	12.00W	200mVpk-pk	$\pm 5\%$	Line: $\pm 2\%$	81.00%	$\leq 3\text{s}$
UE15WCP1-085YYYYSPA	8.5	0.01-1.40	11.90W	200mVpk-pk	$\pm 5\%$	Load: $\pm 5\%$	81.00%	$\leq 3\text{s}$
UE15WCP1-090YYYYSPA	9.0	0.01-1.40	12.60W	200mVpk-pk	$\pm 5\%$		81.00%	$\leq 3\text{s}$
UE15WCP1-100YYYYSPA	10.0	0.01-1.40	14.00W	200mVpk-pk	$\pm 5\%$		81.00%	$\leq 3\text{s}$
UE15WCP1-105YYYYSPA	10.5	0.01-1.30	13.65W	200mVpk-pk	$\pm 5\%$		81.00%	$\leq 3\text{s}$
UE15WCP1-120YYYYSPA	12.0	0.01-1.25	15.00W	200mVpk-pk	$\pm 5\%$		81.00%	$\leq 3\text{s}$
UE15WCP1-138YYYYSPA	13.8	0.01-1.05	14.49W	200mVpk-pk	$\pm 5\%$		81.00%	$\leq 3\text{s}$
UE15WCP1-150YYYYSPA	15.0	0.01-1.00	15.00W	200mVpk-pk	$\pm 5\%$		81.00%	$\leq 3\text{s}$
UE15WCP1-160YYYYSPA	16.0	0.01-0.85	13.60W	200mVpk-pk	$\pm 5\%$		81.00%	$\leq 3\text{s}$
UE15WCP1-175YYYYSPA	17.5	0.01-0.80	13.60W	200mVpk-pk	$\pm 5\%$		81.00%	$\leq 3\text{s}$
UE15WCP1-180YYYYSPA	18.0	0.01-0.80	14.40W	200mVpk-pk	$\pm 5\%$		81.30%	$\leq 3\text{s}$
UE15WCP1-190YYYYSPA	19.0	0.01-0.75	14.25W	200mVpk-pk	$\pm 5\%$		81.30%	$\leq 3\text{s}$
UE15WCP1-200YYYYSPA	20.0	0.01-0.75	15.00W	200mVpk-pk	$\pm 5\%$		81.30%	$\leq 3\text{s}$
UE15WCP1-220YYYYSPA	22.0	0.01-0.65	14.30W	200mVpk-pk	$\pm 5\%$		81.30%	$\leq 3\text{s}$
UE15WCP1-230YYYYSPA	23.0	0.01-0.65	14.95W	200mVpk-pk	$\pm 5\%$		81.30%	$\leq 3\text{s}$
UE15WCP1-240YYYYSPA	24.0	0.01-0.63	15.12W	200mVpk-pk	$\pm 5\%$		81.30%	$\leq 3\text{s}$

**Mechanical Details**



**Interchangeable AC Plug Options<sup>(\*)</sup>**

US/Japan    Europe    UK    Australia    China

**DC Cable<sup>(\*)</sup>**: UL2468 24AWG 1,500mm

**Connector<sup>(\*)</sup>**: 2.5x5.5x11mm, fork type, centre "+"

Unit: mm

**Notes**

(\*1, 3, 4, 5) Other options are available, please contact our sales representative for details.

(\*2) Measured at output connector with 20MHz bandwidth and 0.1uF ceramic in parallel with 10uF electrolytic capacitors.

**Input**

Input Voltage Range	90-264VAC
Frequency Range	47-63Hz
Input Current	0.5A at 100-240VAC
Inrush Current	40A max at 240VAC cold start
Touch Leakage Current <sup>(max)</sup>	≤100μA at 264VAC

**Environmental**

Operating Temperature	0°C to 40°C
Storage Temperature	-20°C to 60°C
Operating Humidity	10% to 90% RH, non-condensing
Storage Humidity	5% to 90% RH
Operating Altitude	2,000m

**General**

Dimensions	75(L)x46(W)x30.5(H)mm
Weight	129g
MTBF	>100,000hrs MIL-HDBK-217 at 25°C
Isolation	4,000VAC Input to Output

**Protection**

Overload	120-200% rated output power, auto recovery
Over Voltage	120-200% rated output voltage input to reset
Short Circuit	Trip and restart (hiccup mode)

**Safety Approvals**

Safety Agency / Mark	Medical	ITE
CB	IEC60601-1	IEC60950-1
UL	UL60601-1	UL60950-1
TüV-SUD/Mark	EN60601-1	CAN/CSA C22.2 NO. 60950-1
TüV-SUD/GS	-	-
RCM	-	EN60950-1
CE	-	AS/NZS 60950.1
CCC	-	EN60950
PSE	-	GB4943.1
KC	-	J60950
FCC	-	K60950
		FCC PART 15

**EMC**

Emissions	Medical	ITE
Conducted	IEC/EN 60601-1-2, CISPR 11	EN55032, CISPR 32
Radiated	IEC/EN 60601-1-2, CISPR 11	EN55032, CISPR 32
Harmonic Currents	EN61000-3-2, Class A	EN61000-3-2, Class A
Voltage Flicker	EN61000-3-3	EN61000-3-3
Immunity	IEC/EN 60601-1-2	EN55024, CISPR 24
ESD	EN61000-4-2	±15kV air, ±8kV contact
Radiated Immunity	EN61000-4-3	10V/m, 80MHz - 2700MHz
EFT/Burst	EN61000-4-4	±2kV on AC port, ±1kV on signal ports
Surge	EN61000-4-5	±1KV line to line (diff mode)
Conducted Immunity	EN61000-4-6	3Vrms, 6Vrms (0.15MHz-80MHz)
Magnetic Field	EN61000-4-8	30 A/m
Dips & Interruptions	EN61000-4-11	0%, 70%, 0% of UT

**Others**

Dielectric Withstand Voltage	5,656VDC input to output
Insulation Resistance	10M Ohms, 500VDC input to output